

CX18D



MINI EXCAVATORS

D-Series



Engine 3TNV70

Engine power 11.3 kW - 15.4 HP

Operating weight with canopy 1830 kg

Operating weight with cab 1940 kg

SPECIFICATIONS

CX18D

ENGINE

Type _____ YANMAR 3TNV70 - STAGE 5
 Max. Power (2.200 rpm) (kW / hp) _____ 11.3 - 15.4
 Displacement (cm³) _____ 854
 Number of cylinders (n°) _____ 3
 Cooling _____ Liquid
 Consumption (l/h) _____ 2.4
 Alternator (V) _____ 12 (40 A)
 Battery V (Ah) _____ 12 (65)

HYDRAULIC SYSTEM

Pump type _____ variable flow
 Pump displacement (cm³) _____ 8 + 8 + 6.6
 Pump capacity (l/min) _____ 16 + 16 + 13.1
 Max. circuit calibration pressure (bar) _____ 220
 Auxiliary system (max pressure):
 AUX 1 single or double effect (l/min) _____ 29.1 - 205 bar

SLEWING & TRAVEL SPEED

Travelling speed
 (AUTO TWO SPEED) (km/h) _____ 1st : 0 ÷ 2.2 / 2nd : 0 ÷ 4.1
 Slew speed (rpm) _____ 10.5

CONTROLS

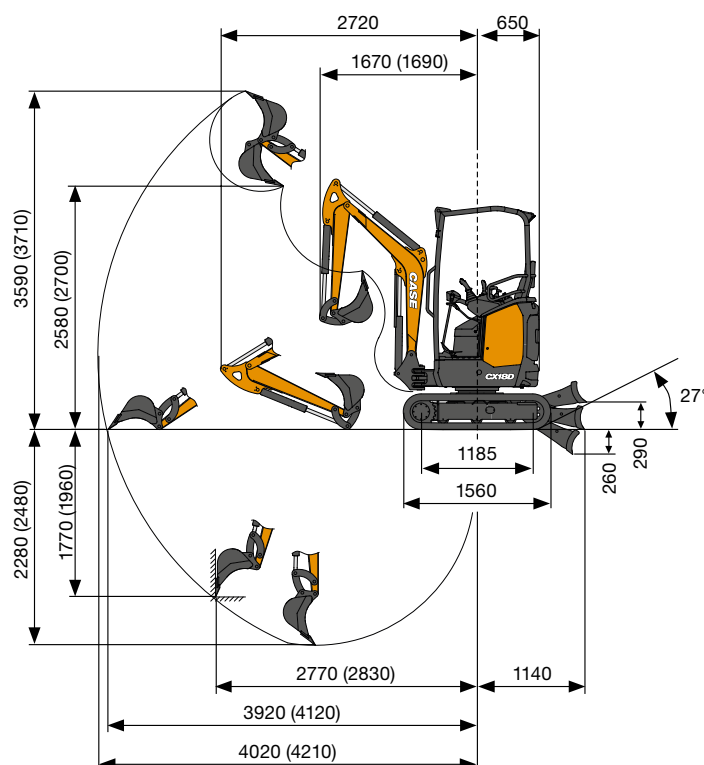
Boom, dipper stick, bucket and turret swing _____ 2 pilot joysticks
 Track movements (included counter rotation) _____ 2 mechanical levers
 Dozer blade _____ pilot lever
 Auxiliary system AUX 1
 (single or double effect) _____ right pedal
 Boom swing _____ left pedal

OPERATING WEIGHT

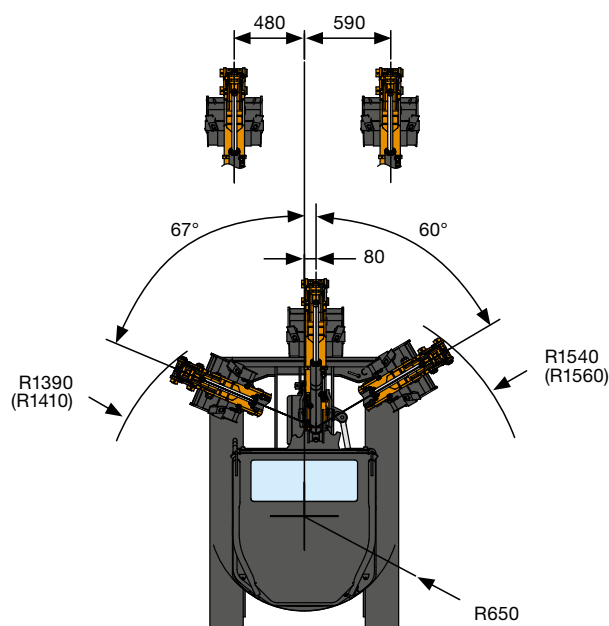
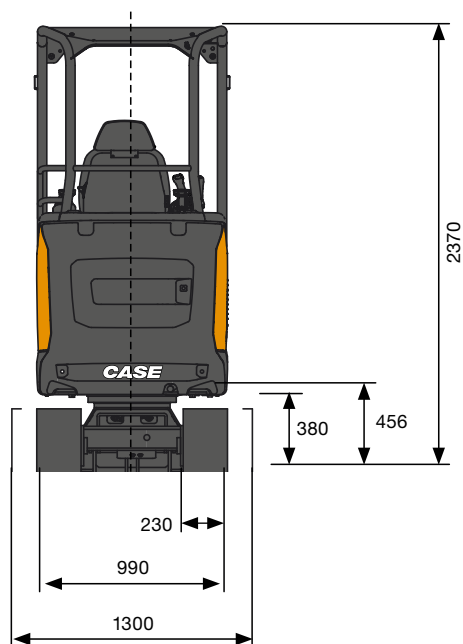
Weight with canopy* (kg) _____ 1720
 Weight with cab* (kg) _____ 1830
 Operating weight with canopy* ISO 6016 (kg) _____ 1830
 Operating weight with cabin* ISO 6016 (kg) _____ 1940
 *with rubber tracks

CIRCUIT AND COMPONENT CAPACITIES

Fuel tank (l) _____ 25
 Hydraulic oil tank (l) _____ 20
 Hydraulic circuit capacity (l) _____ 29
 Cooling system capacity (l) _____ 4.5
 Engine oil (l) _____ 2.4



PERFORMANCE DATA		Std. Arm 1150 mm	Opt. Arm 1350 mm
Max. digging depth	mm	2280	2480
Max. dumping height	mm	2580	2700
Bucket breaking force	daN	1500	
Arm breaking force ISO 6015	daN	950	
Traction force	daN	1700	
Ground bearing pressure with rubber tracks and canopy (with cabin)	kg/cm ²	0.30 (0.31)	
Max. slope		60% - 30°	



GENERAL DIMENSIONS

Maximum width	mm	990 - 1300
Total height	mm	2370
Tracks width	mm	230
Rear rotation radius	mm	650
Digging arm length standard (optional)	mm	1150 (1350)
Rollers number (for each side)	n°	3

LIFTING CAPACITY

CX18D

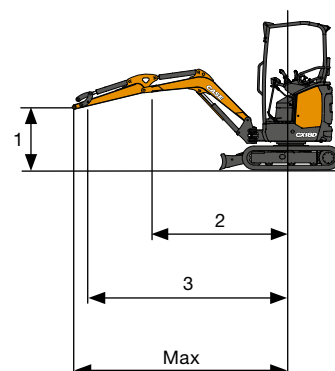
Opening arm from the rotation's center (m)
Lifting capacity (kg) at 1.0 m height

LIFTING CAPACITY	2	3	Max
Frontal and lowered dozer blade	610*	420*	390*
Frontal and lifted dozer blade	420	230	180
Lateral, open undercarriage	420	230	180

* Indicates the hydraulic load limit.

The lifting capacity is based on the ISO 10567 and it does not exceed more than the 75% of static tipping load or more than the 87% of the hydraulic lifting capacity of the machine.

Standard dipper stick L = 1.150 mm
(Optional dipper stick L = 1.350 mm)



STANDARD AND OPTIONS

STANDARD EQUIPMENT

- + Tilttable Cab/Canopy (ROPS/TOPS - FOPS Level 1)
- + Heating
- + Automatic Courtesy light
- + Electric plug on the roof for Rotating Beacon
- + Windshield washer
- + Rear-view mirrors (left, right)
- + Fabric seat with Mechanical suspension (cab)
- + Vinyl seat with Mechanical suspension (canopy)
- + Standard arm
- + Boom Lift cylinder and dozer blade cylinder protection
- + Standard counterweight
- + Pedal Swing control
- + Electro-Hydraulic proportional 2-Piece-Boom control
- + 1st Auxiliary (AUX1) circuit with Pedal control
- + AUX1 circuit maximum flow mechanical setting
- + Mechanical diverter between Single effect and Double effect AUX1
- + 2 speed travel with Automatic Shift Down (from 2nd to 1st gear if more traction is required) and Shift-up
- + Rubber tracks
- + Standard Dozer Blade
- + Extendable undercarriage
- + Operator manual
- + Documents box and Tool kit for maintenance
- + Ignition key, which opens every machine lock
- + Standard LED working lights (boom)
- + Battery disconnect switch
- + Variable Volume Pump
- + Standard Hydraulic oil and Lubricants

OPTIONAL EQUIPMENT

- + DAB Radio, Bluetooth, USB, Memory card SD/SDHC, Aux-in (cab only)
- + Anti-Theft
- + Travel alarm
- + Long arm
- + Additional counterweight
- + 2nd Auxiliary (AUX2) circuit with Pedal control
- + Grapple provision (AUX3 with flow diverter from bucket cylinder)
- + Direct Drainage to tank
- + Block valves on dozer blade cylinder
- + Object handling kit (block valves on boom and arm, lifting hook and load chart)
- + Extra LED working lights (cab-front and cab-rear)
- + Rotating beacon
- + Case Sitewatch
- + Bio Hydraulic oil and Lubricants
- + Hydraulic quick coupler provision (Single or Double Effect)
- + Mechanical and Hydraulic quick couplers
- + Buckets

CASE AFTERMARKET SOLUTIONS

- + Front Protection grid (Level 2)
- + Arm cylinder and bucket cylinder protection
- + Pattern change ISO-SAE
- + Vast variety of attachments
- + Full range of Mechanical and Hydraulic quick couplers
- + Full range of Buckets

CNH Industrial
Deutschland GmbH
Case Baumaschinen
Benzstr. 1-3 - D-74076 Heilbronn
DEUTSCHLAND

CNH Industrial
Maquinaria Spain, S.A.
Avenida Aragón 402
28022 Madrid - ESPAÑA

CNH Industrial France, S.A.
16-18 Rue des Rochettes
91150 Morigny-Champigny
FRANCE

CNH Industrial Italia Spa
via Plava, 80
10135 Torino
ITALIA

CASE Construction Equipment
Cranes Farm Rd
Basildon - SS14 3AD
UNITED KINGDOM

NOTE: Standard and optional fittings can vary according to the demands and specific regulations of each country. The illustrations may include optional rather than standard fittings - consult your Case dealer. Furthermore, CNH Industrial reserves the right to modify machine specifications without incurring any obligation relating to such changes.

Conforms to directive 2006/42/EC

CASECE.COM
00800-2273-7373

The call is free from a land line.
Check in advance with your Mobile Operator if you will be charged. Toll free number not available from all calling areas.